



R

February 2021

LongView

Badger Daylighting Ltd.
Corporate Board Report

**The David and Sharon
Johnston Centre for
Corporate Governance
Innovation**

Rotman
Here's where it changes.

Preface:

Outside the Box

Welcome to LongView. Your customized report on *Badger Daylighting Ltd.*'s corporate governance disclosure, process and structure.

Over the past 20 years, our researchers have learned that while there is likely no single best practice, good governance is a critical part of long-term, sustainable value creation. LongView is an evolution in governance reporting, enabling you to compare elements of *Badger Daylighting Ltd.*'s governance to other issuers at a glance, while moving away from the Johnston Centre's previous judgment-based approach. The Johnston Centre has developed LongView reports for every issuer (207) on the S&P/TSX Composite Index (TSX Index).

Access reports on other issuers at www.rotman.utoronto.ca/Johnston.

Badger Daylighting Ltd. (BAD)

Corporate Profile

| Industry: | Market Cap: | TSX Index Market Cap Rank: | Region: | Fiscal Year End: |
|-------------|---------------|----------------------------|-----------------|------------------|
| Industrials | \$1.4 billion | 196 / 207 | Alberta, Canada | 12/31 |

BAD Ownership Type: Widely-Held

BAD Size Peer Group: Market Cap Under \$4.75B*

*\$4.75B is the median market capitalization as of January 21, 2021 among our sample of 207 TSX Index companies

| Ownership Type Breakdown: 2020 TSX Index | 78% Widely-Held | 10% Controlled: Single-Class | 12% Controlled: Dual-Class |
|---|--|--|---|
| | No shareholder or entity holds shares with at least 30% voting control of the corporation. | A shareholder or a block of related shareholders controls at least 30% of all votes. | At least 30% of all votes are controlled by a shareholder or a block of related shareholders using a share class with superior voting rights. |

Board Composition

Boards require the right people with an array of skills and perspectives to advise and oversee the organization. This section provides a snapshot of the salient features of *Badger Daylighting Ltd.* board's composition—size, independence, committee independence, demographics and director tenure—as it compares to other issuers across the TSX Index.

Board Size Comparisons

| BAD | TSX Index | Industrials | Widely-Held |
|-----|-----------|-------------|-------------|
| 9 | 9.7 avg | 9.3 avg | 9.5 avg |

Highlights: Board Renewal Practices

The Johnston Centre tracks several variables on board renewal. Below you'll find what we learned about Badger Daylighting Ltd.'s renewal policies and the adoption of renewal policies across the TSX Index:

Does BAD have a director term limit? **No**

29.0% TSX Index Adoption

Does BAD have a director retirement age limit? **No**

37.2% TSX Index Adoption

Board Size Distribution TSX Index in 2020



Board Demographic Composition Comparisons

| Category | BAD | TSX Index | Industrials | Widely-Held |
|--|-----------|-----------|-------------|-------------|
| Percentage (number) of Women* | 22.2% (2) | 28.8% | 29% | 28.4% |
| Percentage (number) of Aboriginal Peoples or Visible Minorities* | 0% (0) | 5.1% | 4.3% | 4.2% |
| Average Age | 61.4 | 61.9 | 62.5 | 62.1 |
| Average Tenure | 5.4 | 7.4 | 7.0 | 6.9 |

*Peer Group numbers are averages.

Board Independence

There are a multitude of definitions and guidelines around director independence, which can make it difficult to meet everybody's expectations. The Johnston Centre understands that independence involves much more than can be measured on paper. We do, however, gather many variables related to the various relationships that directors might have to a company.

In this section, we summarize what we know about the independence of the *Badger Daylighting Ltd.* board and provide comparisons to other companies on the TSX Index.

Badger Daylighting Ltd. Board Independence

| | |
|--|---|
| Independent directors: 8 / 9 (88.8%) | Audit Committee: 3/3 (100%) Independent |
| CEO/Chair Roles Split: Yes - Independent Chair | Human Resources Committee: 4/4 (100%) Independent |
| Lead Director: No | Nominating Committee: 3/3 (100%) Independent |

Types of Material Relationships on TSX Index Boards

| Business with the Corporation | Related Party Executives | Executives of the Company | Family Ties |
|--|---|--|---|
| 21.7% of issuers have board members that are lawyers or other professionals retained by the company, or owners/executives that control a third-party entity engaged in business with the company. | 15.9% of issuers have an executive from a parent/subsidiary/sister company on the board. | 13.5% of issuers have more than one company executive on the board. | 12.1% of issuers are considered family enterprises, with at least one generation of family succession and family members on the board. |

Board Independence Comparisons

| Peer Group | Average Board Independence | Companies with an Independent Chair | Companies with a Lead Director if Chair is Non-Independent |
|-------------|----------------------------|-------------------------------------|--|
| TSX Index | 81.1% | 66.2% | 85.7% |
| Industrials | 82.5% | 80.0% | 80.0% |
| Widely-Held | 84.0% | 77.0% | 89.2% |

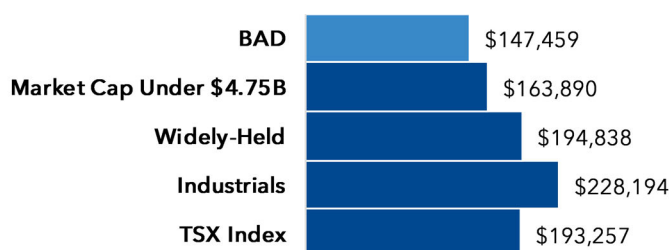
Committee Independence Comparisons

| Peer Group | Audit Committee | Human Resources Committee | Governance Committee | Nominating Committee |
|-------------|-----------------|---------------------------|----------------------|----------------------|
| TSX Index | 99.5% | 91.8% | 87.9% | 89.9% |
| Industrials | 96% | 84% | 88% | 92% |
| Widely-Held | 100% | 98.7% | 95.6% | 97.5% |

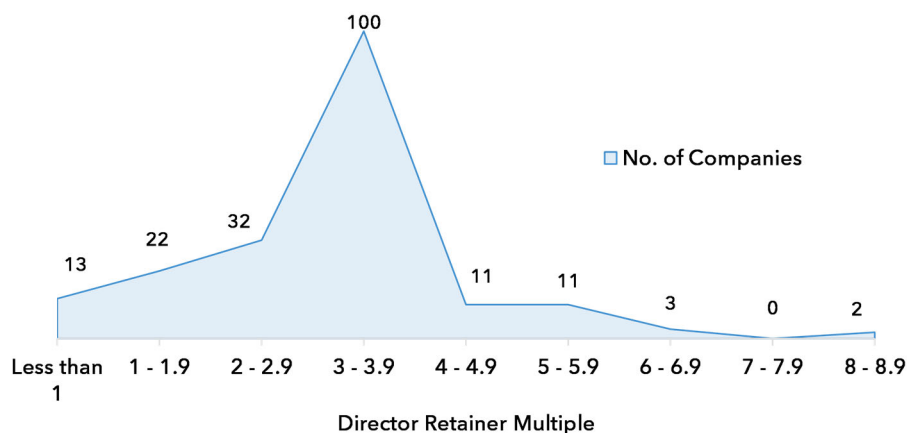
Board Compensation

This section provides a snapshot of the *Badger Daylighting Ltd.* board's compensation—features, total cost, and pay breakdown—compared against other TSX Index peer groups.

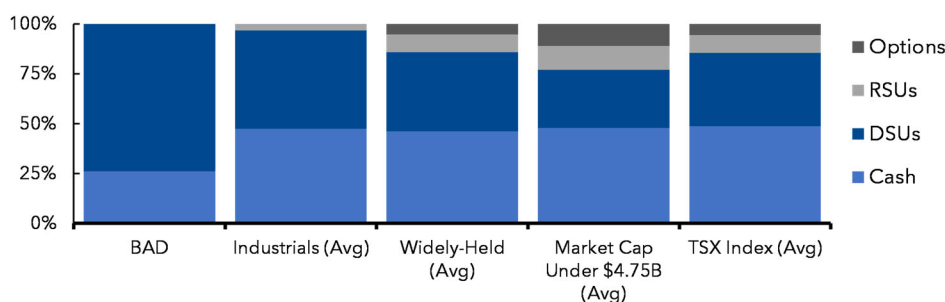
Comparisons: 2019 Average Pay per Director



TSX Index: Prevalence of Director Share Ownership Guidelines as a Multiple of Total Retainer



Comparisons: Compensation Breakdown Per Director in 2019



Badger Daylighting Ltd. Board Compensation Info

2019 Average Compensation per Director: \$147,459

Director Share Ownership Requirement*: 5x

2019 Total Board Compensation: \$1,327,130

*Multiple of total retainer incl. cash and equity.

Highlights: Board Compensation

The Johnston Centre tracks the adoption and disclosure of several corporate governance parameters related to how corporate boards are paid. Below you'll find what we learned about Badger Daylighting Ltd. and adoption rate among Industrials peers (Industry).

Are BAD Directors Required To Hold Shares? **Yes**

89.2% Industry Adoption.

Does BAD Pay Committee Fees? **No**

40% Industry Adoption.

Does BAD Pay Board Meeting Fees? **Yes**

16% Industry Adoption.

Do BAD Directors Receive Options? **No**

0% Industry Adoption.

CEO Compensation

CEO compensation is a key responsibility of the board. Every public board makes different decisions about CEO pay, often motivated by several considerations: recruitment and retention, resource allocation, shareholder concerns, company value and performance, and peer compensation. This section provides a snapshot of the *Badger Daylighting Ltd.* 2019 CEO compensation and characterizes overall pay according to the largest component: cash or equity. Compensation features and breakdown of pay are compared against TSX Index peers.

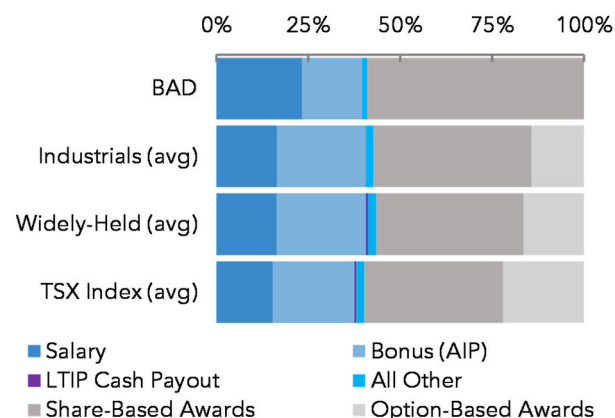
Badger Daylighting Ltd. CEO Compensation Info & Comparisons

| | |
|--|---|
| CEO Total Pay: \$2,482,961 | CEO Pay Type: Equity Focused |
| Market Cap Under \$4.75B CEO Pay Median: \$2,941,812 | Industrials CEO Pay Median: \$4,033,700 |

CEO Pay Types: TSX Index in 2019

| Cash Focused CEO Pay | Balanced CEO Pay | Equity Focused CEO Pay |
|---|---|---|
| 37% of issuers: Cash makes up at least 60% of the CEO's compensation excluding pension. | 19% of issuers: Neither cash nor equity make up at least 60% of the CEO's compensation excluding pension. | 43% of issuers: Equity awards make up at least 60% of the CEO's compensation excluding pension. |

Comparison: CEO Pay Breakdown in 2019



Highlights: TSX Index CEO Pay

The Johnston Centre tracked several parameters on the compensation governance of TSX Index companies in 2020. Below we compare *Badger Daylighting Ltd.* to other companies in the Industrials sector (Industry).

Does relative corporate financial performance affect the CEO's bonus at BAD? **No**
0% Industry adoption.

Does BAD disclose bonus metrics linking the CEO's bonus to corporate financial performance? **Yes**
96% Industry adoption.

Does BAD disclose the weight given to each financial metric affecting the CEO's bonus payout? **Yes**
88% Industry adoption.

Can BAD's CEO receive no bonus for not meeting targets under the plan? **Yes**
96% Industry adoption.

Does the BAD CEO receive equity awards with performance hurdles that consider relative corporate financial performance? **Yes**
72% Industry adoption.

Does BAD disclose a claw-back policy that enables the Board to recoup for reasons that do not require a financial restatement? **Yes**
44% Industry adoption.

Disclosure Examples

In this section, we highlight several areas where companies are less likely to earn maximum points in *The Globe and Mail's* annual corporate board ranking "Board Games". In each area, we indicate the 2020 result for *Badger Daylighting Ltd.* and offer examples of disclosure that meet the criteria for each question, which can be used as optional guides.

Board Games Questions with Low Adoption Rates

| Board Games Question # | BAD Score | TSX Index with max score (%) | References to Examples of Disclosure |
|--|-----------|------------------------------|--|
| 7. b) Does the company describe how it considers the representation of women for the board of directors? | 2/2 | 49% | Intact Financial Corp earns full marks, because its circular discloses a board gender diversity policy that includes a target for the representation of women, and shows how the board has surpassed the target. Reference: Intact Financial Corporation. (2020). Management Information Circular, 60. Retrieved from http://www.intactfc.com/English/investors/financial-reports-and-filings/default.aspx |
| 8. Has the company addressed diversity on its board in areas other than gender? | 0/2 | 2% | Cameco Corp earns full marks, because its circular discloses a diversity policy that requires at least one board member to identify as Indigenous and explains how the requirement has been met. Reference: Cameco Corporation. (2020). Management Information Circular, 29. Retrieved from https://www.cameco.com/media/media-library/documents/management-proxy-circular |
| 9. Does the board have a system to evaluate its performance? | 3/3 | 59% | Canadian Tire Corp earns full marks, because its circular discloses how board and individual director peer assessments are conducted. Reference: Canadian Tire Corporation. (2020). Management Information Circular, 27-28. Retrieved from https://corp.canadiantire.ca/English/investors/financials-reporting/annual-disclosures/default.aspx |
| 25. Does the company disclose it has a provision to 'claw back' bonus payments to the CEO if wrongdoing is discovered? | 2/2 | 35% | ATCO Ltd earns full marks, because its circular discloses that directors have the discretion to recoup bonus payments if they discover wrongdoing. Several activities constitute wrongdoing, and financial restatement is not required. Reference: ATCO Ltd. (2020). Management Information Circular, 41. Retrieved from www.atco.com/en-ca/about-us/investors/documents-filings.html |
| 33. Does the company describe how it deals with related-party transactions? | 0/2 | 14% | Ritchie Bros. Auctioneers Inc earns full marks, because its circular discloses the board committee responsible for reviewing related-party transactions, which parties are considered related, and the criteria used to evaluate related-party transactions. Reference: Ritchie Bros. Auctioneers Incorporated. (2020). Management Information Circular, 38. Retrieved from https://investor.ritchiebros.com/financials/sec-filings/default.aspx |

Our Donors

The David & Sharon Johnston Centre for Corporate Governance Innovation at the Rotman School relies on the financial support of its sponsors to fund events and research. We would like to thank the following sponsors for their generous support.

Founding Partners

The Rogers Foundation
ATCO Limited
KPMG LLP
Anonymous

Founding Supporters

Great-West Life Assurance Company
Mackenzie Investments
Power Corporation of Canada

Partners

Brendan Calder
Canadian Tire Corporation Ltd.
Langar Foundation in honour of Dr. Gail Regan
Robert McEwen
The Bay Tree Foundation
The Jay and Barbara Hennick Family Foundation
The Ralph M. Barford Foundation
Viewpoint Foundation